


# EQUIPMENT LIST



**"Commitment To Safety & Service"  
Since 1973**

It's service and inventory you want! You demand it... we deliver it... consistently!  
We offer same day service to Southern California, Bakersfield, Fresno, the Central Coast, and the Las Vegas, Nevada area. With Trench Shoring Company's "customer-first" policy you can count on reliable equipment delivered on radio-dispatched boom trucks by the finest personnel in the business, direct to your job site. Trench Shoring Company's operators do all unloading, set-up and loading to keep your workers and machinery productive. Trench Shoring Company was founded and built with a "Commitment to Safety and Service". Work with us and you'll experience it.

## Steel Flex-Shield™ Trench Boxes



Size	Weight
4' x 6' x 3"	1,671
6' x 6' x 3"	2,515
8' x 6' x 3"	3,235
4' x 8' x 3"	2,078
6' x 8' x 3"	3,077
8' x 8' x 3"	3,952
4' x 10' x 3"	2,344
6' x 10' x 3"	3,498
8' x 10' x 3"	4,518
10' x 10' x 4"	5,765
10' x 10' x 4"	9,960
4' x 12' x 3"	2,719
6' x 12' x 3"	4,028
8' x 12' x 3"	5,213
10' x 12' x 3"	7,300
4' x 14' x 4"	3,950
6' x 14' x 4"	5,500
8' x 14' x 4"	7,100
10' x 14' x 4"	9,150
4' x 16' x 4"	4,500
6' x 16' x 4"	6,261
8' x 16' x 4"	8,118



Size	Weight
10' x 16' x 4"	10,443
4' x 20' x 4"	5,730
6' x 20' x 4"	8,005
8' x 20' x 4"	10,865
10' x 20' x 4"	12,949
10' x 20' x 8"	14,359
4' x 24' x 6"	6,859
4' x 24' x 6"	7,744
6' x 24' x 6"	9,392
8' x 24' x 6"	11,857
8' x 24' x 6"	13,819
10' x 24' x 6"	14,893
10' x 24' x 8"	18,720
4' x 28' x 8"	11,920
6' x 28' x 8"	15,750
8' x 28' x 8"	20,567
10' x 28' x 8"	24,415
4' x 32' x 8"	13,256
6' x 32' x 8"	17,637
8' x 32' x 8"	22,624
10' x 32' x 8"	29,008


## Square & Round (Casings) Manhole Boxes



Size	Weight
4' x 6' x 3"	2,250
6' x 6' x 3"	2,515
8' x 6' x 3"	3,850
4' x 8' x 3"	2,350
6' x 8' x 3"	3,525
8' x 8' x 3"	4,700

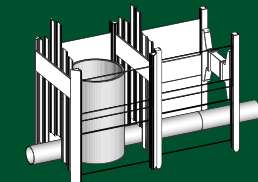
Size	Weight
4' x 10' x 3"	3,400
6' x 10' x 3"	5,100
8' x 10' x 3"	6,650
Round (Casings)	
8' x 8' x 1"	1,700
4' x 8' x 1"	1,200

## Z-Shore™ Hydraulic Ram Shoring

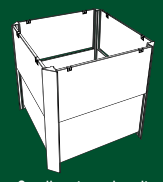


Z-Shore can be mounted on timbers of varying thickness, or even steel beams to meet your structural needs in the space allowed. It fits trenches from 5' to 30' wide, of any depth, with a hydraulic stroke from 2' to 3'.

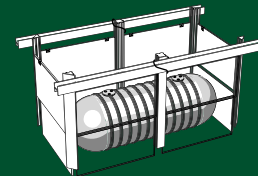
## SBH® Slide Rail Rolling Strut System



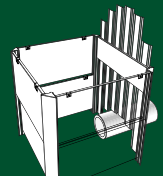
Tight sheeting system with Rolling Struts



Small rectangular pit closed all four sides



Two bay sheeted pit—rebraced



Small rectangular pit with sheeting on one (or both) ends

## Trench Tops™ Steel Crossing Plates (Regular & Non-Skid)



Size 1" Steel	Weight	Size 1" Steel	Weight
4' x 5'	820	6' x 12'	2,952
4' x 6'	984	8' x 12'	3,936
4' x 8'	1,312	8' x 15'	4,920
5' x 8'	1,640	8' x 20'	6,560
6' x 8'	1,968	<b>Size 1-1/4" Steel</b>	
5' x 10'	2,045	8' x 10'	3,936
6' x 10'	2,460	<b>Size 1-1/2" Steel</b>	
8' x 10'	3,280	8' x 12'	5,760
		8' x 15'	7,200
		8' x 20'	9,600

**WARNING:** Trench plates (Trench Tops) change the character of the roadway. Proper care and advance signage is recommended when trench plates (Trench Tops) are in use. Wet conditions enhance the changes in the roadway. **"SLIPPERY WHEN WET"**

## H-Beams & Steel Plates



H-Beams	Weight
8"	40
12"	65
14"	89
14"	90
14"	99
14"	109
14"	120

H-Beams are available in various lengths

**TrenchShoring.com**

**Continued on the Back...**

## Tren-Shore® & Multi-Shore



Dimensions Inches	Dimensions Feet
17" to 27"	1' 5" to 2' 3"
22" to 36"	1' 10" to 3'
25" to 42"	2' 1" to 3' 6"
31" to 45"	2' 7" to 3' 9"
34" to 56"	2' 10" to 4' 8"
40" to 64"	3' 4" to 5' 4"
52" to 88"	4' 4" to 7' 4"
61" to 97"	5' 1" to 8' 1"
70" to 106"	5' 10" to 8' 10"
79" to 115"	6' 7" to 9' 7"
88" to 124"	7' 4" to 10' 4"
97" to 133"	8' 1" to 11' 1"
106" to 142"	8' 10" to 11' 10"

## TRACKCLEAN®



**Section Size**    **Weight**  
10' x 8'            3,200

Standard TRACKCLEAN consists of three (3) sections 10' W x 24' L

## MAPS & Ultra Shore™



Modular Aluminum Panel Shields



"Commitment To Safety & Service" Since 1973


[TrenchShoring.com](http://TrenchShoring.com)

## SHORING & MORE WE ALSO RENT AND SELL...

### Bedding Boxes



### Confined Space Equipment



Tri-pods w/SLR Winch & Harness, Portable Blowers, Trailer Blowers

### Gas Monitors—4 Gas



### Screw Jacks & Plates



### Grizzly Screen



### K-Rail & Water Filled Barrier



### Flo-Line™



### Steel Crossing Bridges



### Aluminum Shields



### Pipeline Testing Equipment



Plugs from 3" to 60", Deflection Gauges (Mandrel), Manhole Vacuum Testers

### Hydraulic Pipe Pullers



### Aluminum Trench Bridges



## Serving You from 10 Locations

**NEW!**

### Compton • Corporate Office

206 N. Central Ave.  
Compton, CA 90220  
(310) 327-5554

### Bakersfield

301 Lawson Rd.  
Bakersfield, CA 93307  
(661) 396-9160

### Fresno

88 Hughes Ave.  
Fresno, CA 93706  
(559) 691-4123

### Moorpark

13826 Princeton Ave.  
Moorpark, CA 93021  
(805) 529-4614

### Banning

1184 W. Lincoln St.  
Banning, CA 92220  
(951) 849-1611

### Fullerton

1400 E. Orangethorpe Ave.  
Fullerton, CA 92831  
(714) 879-1005

### San Diego

9450 Dowdy Dr.  
San Diego, CA 92126  
(858) 530-2500

### Corona

325 N. Cota St.  
Corona, CA 92880  
(951) 734-4290

### Lake Forest

20542 Pascal Way  
Lake Forest, CA 92630  
(949) 454-0858

### Las Vegas, Nevada

4035 Flossmoor St.  
Las Vegas, NV 89115  
(702) 651-0920

Visit Our  
**Mobile Site**

From Your Smartphone at:  
[trenchshoring.com](http://trenchshoring.com)

